

Welcome to Nolla!

The ideology of Nolla is to promote environmentally respectful nature and local tourism. We strive to provide easily accessible excursion destinations in interesting environments. If you cannot find answers to your questions from these instructions, you can call our customer service number at 010 384 5000. Our phone lines are open from 10 am to 6 pm. In case of emergencies outside these hours, you can call our emergency number at 050 520 2508.

How can I get into the Nolla cabin?

You will receive a door code via email before you arrive at the cabin. Push the door firmly closed before entering the code. Enter the code into the smart lock and press the unlock button to open the door. If you enter the wrong code five times, the door will go into lockdown mode for 10 minutes, after which you can re-enter the code. Please always ensure that the door locks when you leave. If the door does not lock automatically when you push it closed firmly, lock it by pressing the lock icon, which will activate a red indicator light on the smart lock.

How does the stove work?

You can find the stove instructions here: https://www.ikea.com/fi/fi/manuals/vaelbildad-induktiokeittotaso-ikea-300-musta_AA-2234228-6-1.pdf. The English instructions start on page 6.

Please ensure that the stove is turned off after each use!

How does the radiator work?

You can find the radiator instructions here:

https://www.netrauta.fi/attachments/products/adax/ohjekirja_adax_wifi_wt2.pdf. The English instructions start on page 5.

NOLLA

About the Nolla cabin

Nolla's beds can be spread out into one big bed. If you want to spread the bed, proceed as follows: Roll up the carpet. Then, open the bed drawers one by one from the window towards the door, take out the folding mattresses from the drawers, and place the mattress support plates on top of the drawers (two per drawer). You can find the support plates in the drawers. Unroll the bolster pillows and spread them in the middle of the bed on top of the support plates and place the regular mattresses on top of them. Spread the folding mattresses to both sides of the bed. After use, assemble the bed again.

When it's sunny, the cabin can become quite hot. To prevent this, you can use a sun curtain which is available in the drawer. If you are sensitive to light, we recommend bringing a sleep mask.

Please note that the Nolla cabins are in central area of the island and Viikinsaari has many visitors during the summer. Despite this, the island becomes exclusive to our guests at night, as other visitors depart.

Keeping the Nolla cabin clean

It is important that you leave the cabin in a clean state for the next visitor. Please sweep the floor, dust the blankets, and make the beds. Also, leave the shelf and stovetop clean by wiping them with damp cleaning cloths. Dispose of trash in the recycling bins. You can leave the dirty cooking utensils neatly on the countertop next to the stove.

Please do not walk with your shoes on in the Nolla cabin.

Please let us know about any broken, lost, or dirty items. It is very important to us that the cabin stays clean and well maintained. Please do not leave behind anything that you brought with you, and if you notice anything in the cabin or the surrounding nature that does not belong there, please help us and the environment by taking such objects with you. If you have any ideas on how we could improve our operations, please email us at info@nollacabins.com.

NOLLA



Please make the
beds as in the picture!

If you haven't rented
bedding, please remember
to bring your own
pillowcases, fitted sheets
and duvet covers!

Items at the Nolla cabin

Beds	2 kpl	Pot	1 kpl
Blankets	3 kpl	Frying pan	1 kpl
Pillows	2 kpl	Spatula	1 kpl
Fire extinguisher	1 kpl	Ladle	1 kpl
Fire alarm	1 kpl	Potholder	1 kpl
First aid kit	1 kpl	Cutting board	1 kpl
Fan	1 kpl	Ecological paperware	8 kpl
Belt knife	1 kpl	Brush and dustpan	1 kpl
		Cleaning cloths	1 kpl

NOLLA

Water

Please note that there is no water point on the island. The flush toilets and sauna have running water, but we recommend bringing your own water as well.

Toilet

Please primarily use the island's flush toilets, located behind the Dance Pavillion. The entrance to the toilet is from outside. Please also pour any leftover cooking water down the toilet drain. Near the cabins, there is also Nolla's dry toilet. When using the dry toilet, remember to use the bulking material found there. Please lock the toilet door after each use.

Sauna

Viikinsaari has a sauna, but it is not included in Nolla accommodation. For more information about public sauna sessions and private reservations, you can contact Hopealinjat by emailing asiakaspalvelu@hopealinja.fi or calling +358 10 422 5600 (Monday to Friday, 9 AM – 4 PM). There is no separate shower facility.

Personnel

On the island, there is no Nolla staff available. For issues between 10 AM and 6 PM, please call our customer service +358 10 384 5000. You can also email us at info@nollacabins.com. Outside these hours, in case of emergencies, you can call our emergency number at +358 50 520 2508.

General

Viikinsaari is a well-known recreational area, so please also be mindful of other visitors. The island is accessible on the days when Hopealinjat route traffic operates, and the terrain is mostly easy to navigate. The nature trail is partially uneven and challenging for an accessible route, but it can also be traveled with most assistive devices. Near the southern shore of Viikinsaari, there is a communal grill hut available for use.

Open fires are strictly prohibited on the island.
Please always act responsibly on the water.

Access to Viikinsaari

There are two options available to getting to the island:

1) You can use the Hopealinjat boat service departing from Laukontori. Two seats on the 1 PM route service boat will be automatically reserved for you. You can also travel to the island on later boat services if there is space available. To ensure your spot on a later service, you can contact Hopealinjat customer service, whose contact details can be found at www.hopealinjat.fi/en. The boats depart from Laukontori harbor on the hour. Please note that check-in at Nolla is no earlier than 1:30 PM and check out is at 11:30 AM.

You can return from Viikinsaari on the boat service of your choice. However, please note that the boats have a limited capacity and passengers are taken on a first-come, first-served basis. The return ticket is also included in the accommodation price.

There are special schedules on days when Hopealinjat does not operate to the island. Please check the ferry schedules at <https://www.hopealinjat.fi/en/palvelut/viikinsaari-regular-service/>. On exceptional days, transportation to the island is provided by a smaller boat (Vaporetto.fi) departing from Laukontori as follows, and the departure time depends on the number of the cabin you have chosen.

From 30.4. to 13.5. and from 1.9. to 30.9. departure at 4:30 or 5:00 PM. Return at 4:45 or 5:15 PM.

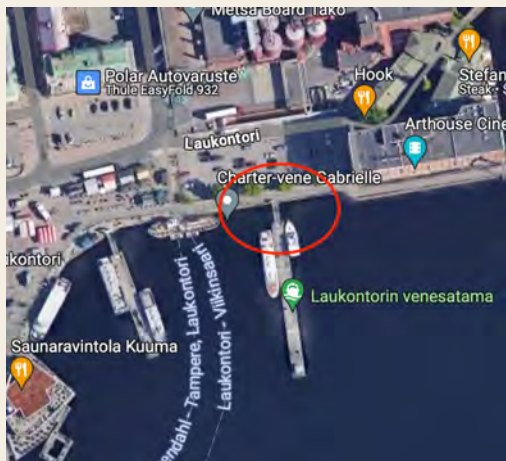
Form 1.6. to 31.8. departur at 1:00 tai 1:30 PM. Return at 1:15 or 1:45 PM.

The trip to the island takes about 20 minutes from the departure harbor. You do not need to buy a separate ticket. Transportation is included in the accommodation price. Remember to show your booking confirmation to the driver when boarding.

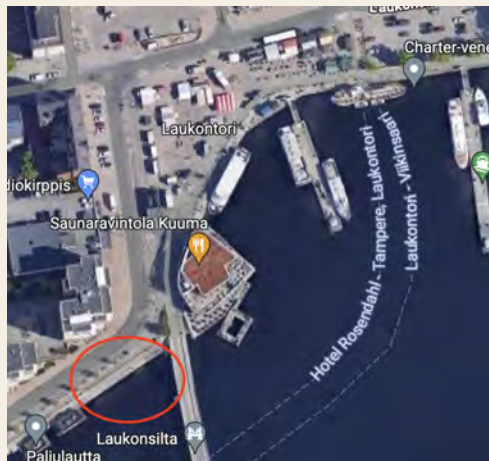
2) You can also travel to Viikinsaari by renting a rowboat from Nolla. It is located at the Pereensaari sauna, which is about 500 meters from the island. Life jackets are included in the reservation.

NOLLA

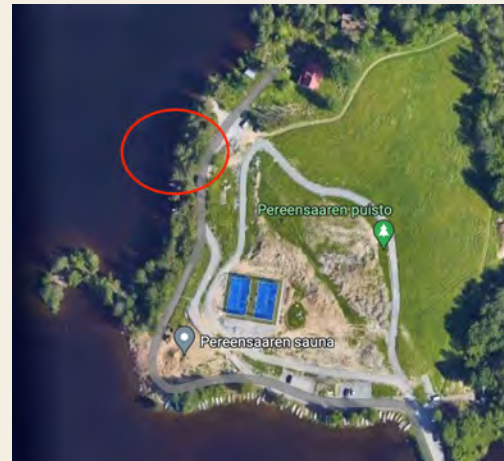
Map of departure locations



Hopealinjat



Vaporetto



Nolla's rowing boat

We recommend checking the opening hours of Viikinsaari's restaurants and services in advance and preparing for your trip with enough food.

If you have health issues, we do not recommend staying overnight on the island. Remember also that Nolla is not a hotel but a comprehensive nature tourism experience. So, make sure to pack in your backpack plenty of adventurous spirit.

Instagram: @nollacabins #Nolla #Nollacabins

NOLLA